









Knowledge grows

Tomato Crop Program

Transplanting	30-35 days (Vegetative stage)	Flower to fruit set	Fruit development	After each second plucking
 <p>YaraMila[®] COMPLEX™ 25 kg/acre</p> <p>DAP 50 kg/acre MOP/SOP 25 kg/acre</p>	 <p>YaraMila[®] COMPLEX™ 25 kg/acre</p>  <p>YaraLiva[®] NITRABOR™ 25 kg/acre</p> <p>Urea 25 kg/acre Magnesium Sulphate 15 kg/acre</p>	<p>Urea 25 kg/acre MOP/SOP 25 kg/acre Magnesium Sulphate 10 kg/acre</p>	 <p>YaraLiva[®] NITRABOR™ 25 kg/acre</p> <p>Urea 25 kg/acre MOP/SOP 25 kg/acre</p>	 <p>YaraMila[®] COMPLEX™ 25 kg/acre</p>  <p>YaraLiva[®] NITRABOR™ 25 kg/acre</p> <p>Urea 25 kg/acre MOP/SOP 25 kg/acre</p>

YaraVita[®]

Zintrac™ 700 (39.5% Zn)

First foliar application, 30-35 days after transplant @ 0.5 to 0.75 ml/litre water
Second foliar application, 55-60 days after transplant @ 0.5 to 0.75 ml/litre water

YaraVita[®]

Bortrac™

Foliar spray before flowering @ 1ml/litre water

YaraVita[®]

Rexolin[®] Combi II
(Foliar)

First application, 20 - 25 days 1g/litre water
Second application, 35 - 40 days 1.5g/litre water